





ALERT High Flight Checklist for Concept Mapping

Concept Mapping	 Ground School	Going for Altitude 	 Full Throttle!	Afterburner! 
IDEAS Records important connections between topics, ideas, or concepts.	<ul style="list-style-type: none"> • I'm not clear about ideas included on the map • I have very few items included on the map • I have not created links, arrows, or bridges that make it easy to notice and understand connections between words 	<ul style="list-style-type: none"> • I have a set of ideas that I can explain are related • I selected a system of symbols or shapes that shows relationships between some ideas, concepts, or vocabulary 	<ul style="list-style-type: none"> • My ideas and categories they fit in are clearly defined • The connections between ideas, concepts, or vocabulary are clear 	<ul style="list-style-type: none"> • I know my ideas well and can discuss how they came about and how they are connected • I can describe how some ideas, concepts, or vocabulary have multiple connections
DESIGN Appearance, contrast, readability	<ul style="list-style-type: none"> • The ideas are presented as a list, table, or network map • The information is difficult to view because of color combinations or size decisions • The words or symbols are difficult to interpret 	<ul style="list-style-type: none"> • The list or network map is clearly displayed • The color or size of the items on the display allows viewers to make comparisons • The words, numbers, or symbols are legible 	<ul style="list-style-type: none"> • The list, table, or network map is clearly organized • The color or size of the items on the display helps viewers make comparisons • The words, numbers or symbols are easily readable 	<ul style="list-style-type: none"> • The list, table, or map has an artistic quality--balance, contrast, pattern, unity • The colors and shapes used enhance the experience • The words, numbers, or symbols have excellent readability
STORY Communicates a message	<ul style="list-style-type: none"> • It is not clear why these ideas are part of this project • The text is vague about the importance of the ideas, topics, or concepts • There are no non-text features, or they are not effective in helping communicate the message 	<ul style="list-style-type: none"> • There is a link or correlation between the topic and details • This text helps show relationships between ideas or vocabulary • The non-text features provide clues about the overall theme or concept 	<ul style="list-style-type: none"> • The topics, ideas, and concepts are clearly related • The text defines clear relationships between ideas and vocabulary • The non-text features provide illustrations of the overall theme or concept 	<ul style="list-style-type: none"> • The display strongly conveys the message • The chart or table can "tell" the story by incorporating concepts and vocabulary • The non-text features show clear examples and illustrations of the message
SOURCES Identifies information for further investigation, thanks others (authors, classmates, teachers) for help.	<ul style="list-style-type: none"> • Identifies only search engines--"Google," "DISCUS," <li style="text-align: center;">OR • Has no identified sources 	<ul style="list-style-type: none"> • Has 1 clearly-identified source of information • Uses title & author or specific web address 	<ul style="list-style-type: none"> • Has 2 clearly-identified sources of information • Uses academic expectations (author, title, location/publisher, date). 	<ul style="list-style-type: none"> • Provides 3 or more well-identified sources from a variety of different media; • Annotated: Identifies what came from which source

Observations, Appreciations, Challenges, and Suggestions on the other side.